

900481

JD VIAIR COMPRESSOR KIT

Installation Instructions



Martin Planter Attachments

Martin Industries LLC

206 Elk Fork Road

Elkton, KY 42220


Telephone: 270-265-5817

E-Mail: martin@martintill.com

www.martintill.com



PART #	DESCRIPTION	QTY:
800939	Compressor, 12v Viar fast fill w 2 gal air tank w/o power harness 1.58 CFM 100% duty @ 100psi 23amp	1
801001	Gauge, Pressure for Viar JD Upgrade	1
600043	Elbow, Push-to-Connect 3/8x3/8 NPT Male, Composite	2
600042	Elbow, Push-to-Connect 1/4x3/8 NPT Male, Composite	1
600052	Hex Bushing, Reducer 1/2 NPT x 3/8 NPT, Brass	1
500006	Pin, Stamped Deutsch Size 12, 10 AWG (1060-12-0222)	2
500007	Wedgelock, DTP 2 Way Receptacle (WP-2P)	1
500008	Receptacle, DTP 2 Way Gray (DTP04-2P)	1
800905	Bracket, JD Viar Mount Angle	2
600038	Tubing, Air DOT 3/8", Nylon Black	20 ft.
600044	Fitting, Push-to-Connect 3/8x3/8 NPT Male, Nickel	1
758500	Washer, 1/2 SAE ZY	4
785500	Nut, 1/2-13 Center Punch Flange Lock ZY (N12CFL)	4
754110	Bolt, 1/4-20x1	4
777100	Nut, 1/4-20 Nylock ZP	4
758100	Washer, 1/4"	4
744510	Bolt, 1/2-13x1 Hex ZP (B5M12NC1)	4



MOUNTING THE COMPRESSOR


- 1) Before installing new compressor, unhook airlines and harness from the original compressor.**
- 2) Use 1/4" x 1" bolt, 1/4" washer, and 1/4" nut to mount brackets to planter. Use washer on same side as the nut. *Leave hardware loose until after Compressor is installed.***
- 3) With brackets installed on planter, use 1/2" x 1" bolt, 1/2" washer, and 1/2" nut and rubber washers to mount compressor to brackets.**



800905 (Bracket)

POWER TO COMPRESSOR


- 1) After all hardware is tightened, use JD OEM harness to connect power to the compressor using pre-installed Deutsch Connector on Compressor.**



Connecting Air Lines and Filter

1) Inside the cab of the tractor, use the compressor filter provided with connector (600044) and attach 3/8" air hose (600038) to elbow fitting (600043) as shown below.

Note: It is important to attach the filter to provide protection to keep the air intake system running smoothly.





The most trusted name in no-till
Established 1991

Martin Industries LLC

206 Elk Fork Road

Elkton, KY 42220

Telephone: 270-265-5817

E-Mail: martin@martintill.com

www.martintill.com